










- |                                                                                     |                                            |                                                                                     |                  |
|-------------------------------------------------------------------------------------|--------------------------------------------|-------------------------------------------------------------------------------------|------------------|
|  | Entrada                                    |  | Casa Sedó        |
|  | Museu Colònia Sedó<br>(Sala de la Turbina) |  | Jardí Casa Sedó  |
|  | Espai industrial                           |  | Colònia obrera   |
|  | Xemeneia                                   |  | Aqüeducte (5 km) |
|                                                                                     |                                            |  | Parking          |

### MUSEU COLÒNIA SEDÓ

Àrea Industrial Can Sedó  
c/ Continues, s/n  
08292 ESPARREGUERA

#### Visites concertades

Telèfon 93 789 22 44 55

#### Obert al públic:

dissabtes, no festius, de 10 a 14 hores